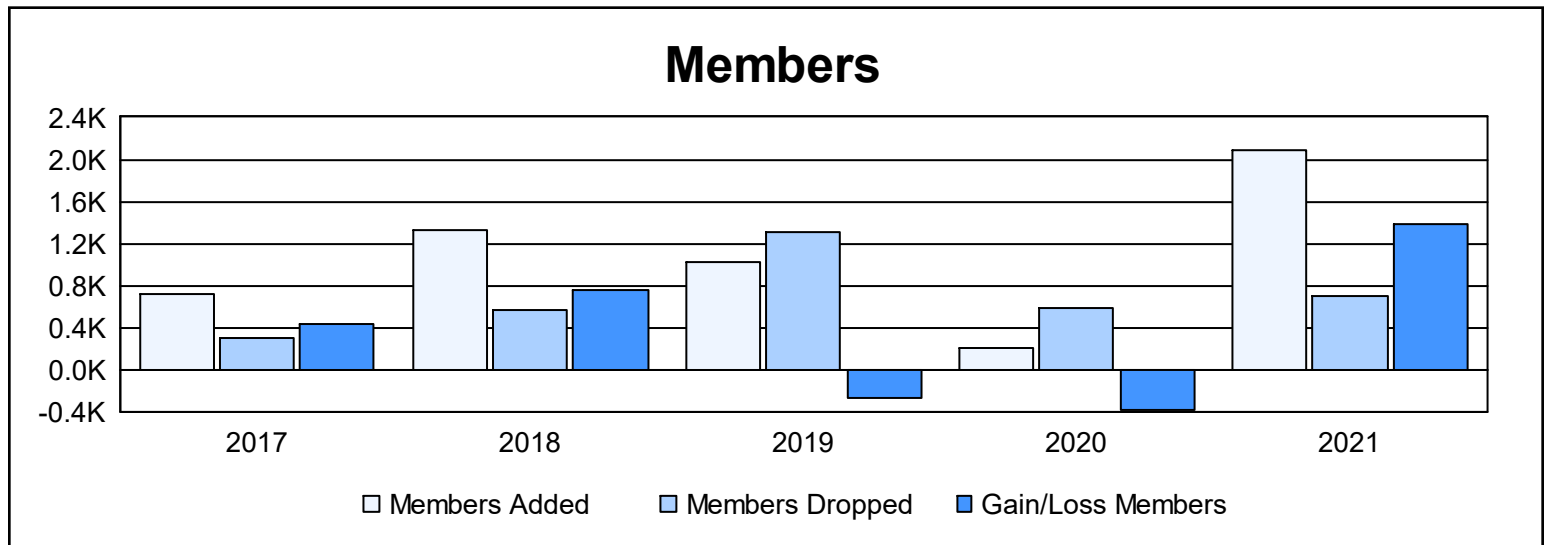
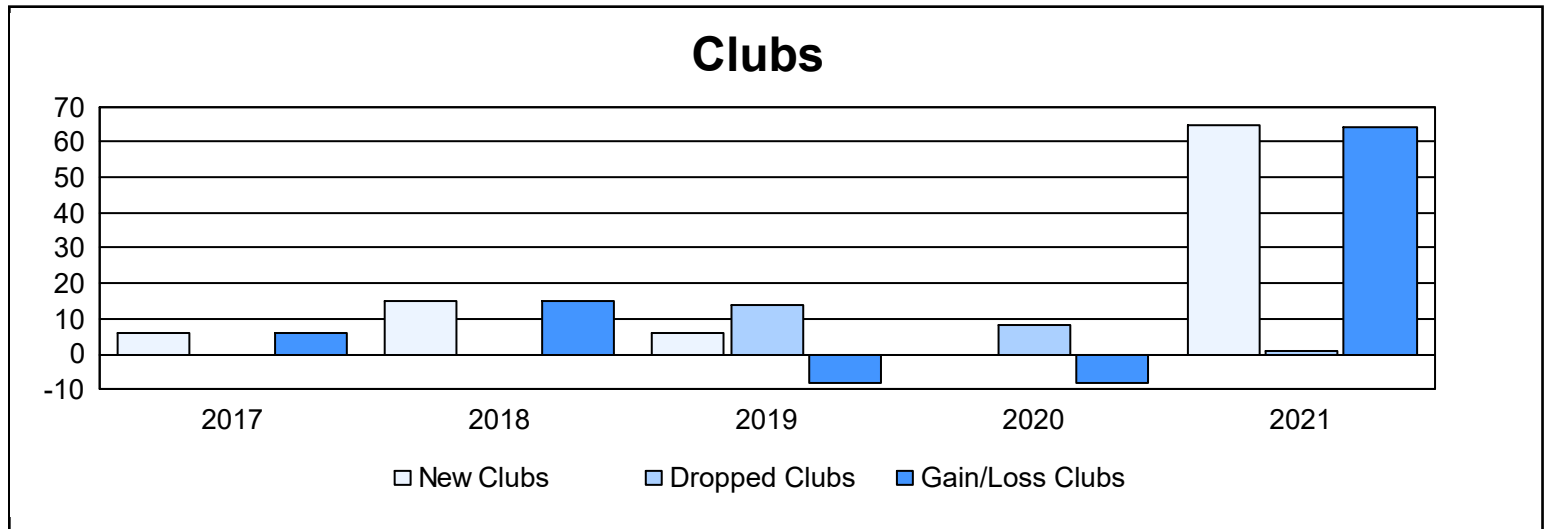
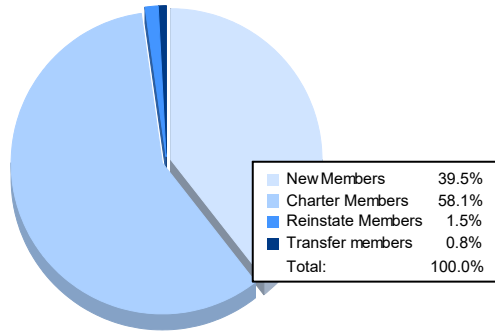


| Year           | New Clubs | Dropped Clubs | Gain/ Loss Clubs | New Members | Charter Members | Reinstate Members | Transfer Members | Total Member Added | Total Members Dropped | Gain/ Loss Members |
|----------------|-----------|---------------|------------------|-------------|-----------------|-------------------|------------------|--------------------|-----------------------|--------------------|
| 2016-2017      | 6         | 0             | 6                | 573         | 131             | 12                | 8                | 724                | 293                   | 431                |
| 2017-2018      | 15        | 0             | 15               | 855         | 443             | 21                | 4                | 1,323              | 564                   | 759                |
| 2018-2019      | 6         | 14            | -8               | 755         | 221             | 41                | 10               | 1,027              | 1,306                 | -279               |
| 2019-2020      | 0         | 8             | -8               | 132         | 28              | 42                | 7                | 209                | 586                   | -377               |
| 2020-2021      | 65        | 1             | 64               | 823         | 1,210           | 32                | 16               | 2,081              | 699                   | 1,382              |
| <b>Average</b> | <b>18</b> | <b>5</b>      | <b>14</b>        | <b>628</b>  | <b>407</b>      | <b>30</b>         | <b>9</b>         | <b>1,073</b>       | <b>690</b>            | <b>383</b>         |



### Membership Composition June 2021 Cumulative



### Gender Composition June 2021 Cumulative

